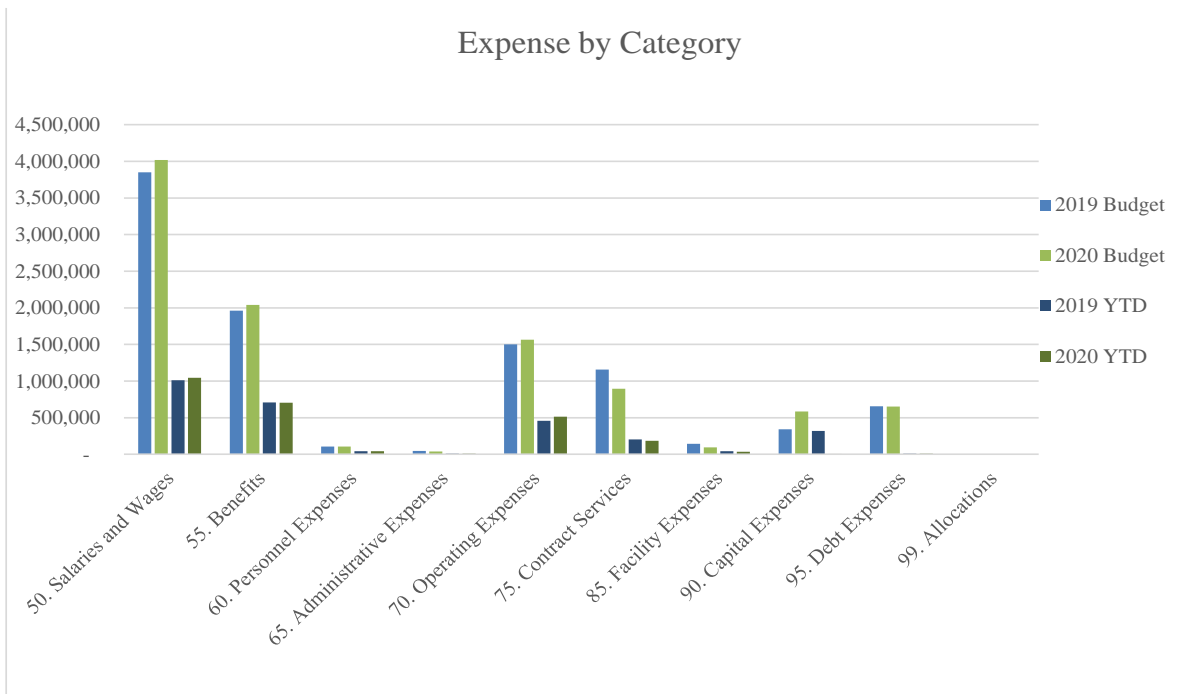


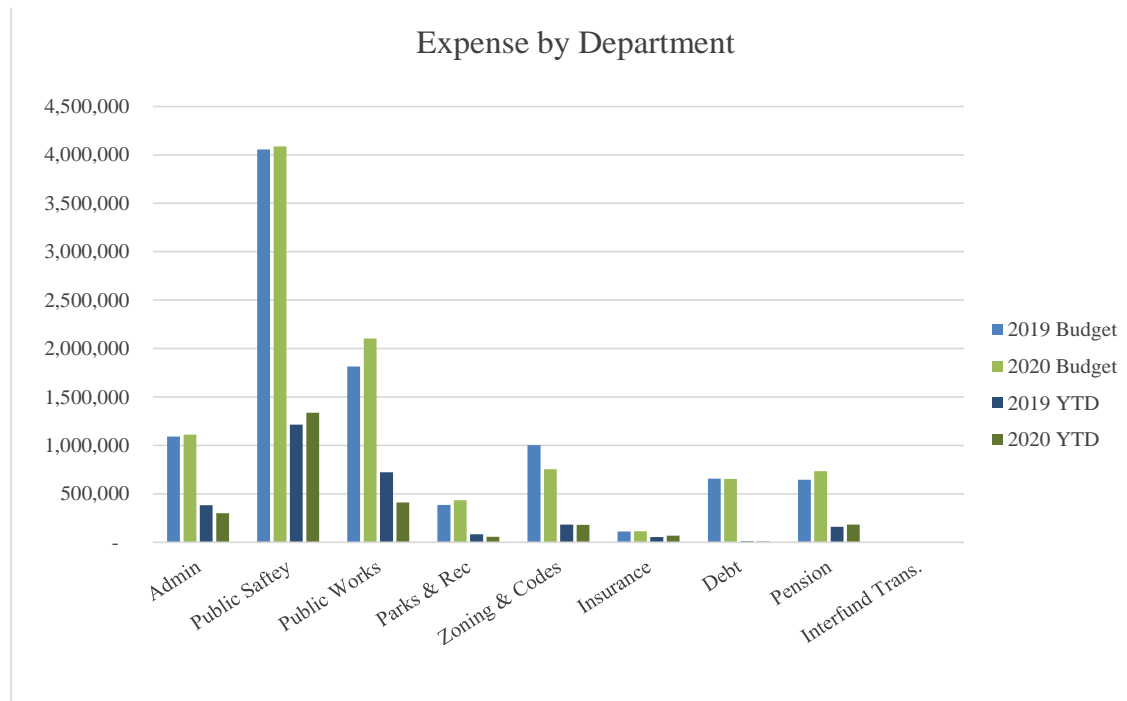
Newtown Township - April 2020 Expense By Category



	2019 Budget	2020 Budget	Variance	2019 YTD	2020 YTD	Variance
50. Salaries and Wages	3,849,018	4,019,324	170,306	1,012,214	1,045,275	33,061
55. Benefits	1,960,544	2,037,937	77,393	707,678	703,068	(4,609)
60. Personnel Expenses	107,037	106,158	(879)	43,408	41,524	(1,885)
65. Administrative Expenses	45,853	39,268	(6,585)	10,864	10,572	(292)
70. Operating Expenses	1,501,854	1,563,758	61,904	458,989	514,073	55,084
75. Contract Services	1,156,886	894,294	(262,592)	204,506	186,179	(18,327)
85. Facility Expenses	143,441	94,950	(48,491)	41,138	34,913	(6,225)
90. Capital Expenses	343,800	584,000	240,200	317,800	729	(317,071)
95. Debt Expenses	656,856	654,230	(2,626)	10,492	9,334	(1,158)
99. Allocations	-	-	-	-	-	-
Total	9,765,289	9,993,919	228,630	2,807,090	2,545,668	(261,422)

- Spending down \$261,422 or 3% of the General Fund budget compared to April of 2019. Although spending is down, a reduction in spending is associated with transfer to Capital will happen later in the 2020 fiscal year or be postponed for the 2020 fiscal year. In addition, please note the entire \$235,000 annual Fire Company contribution has been paid out in the first quarter of 2020.
- Salaries, Benefits and Personnel up \$26,567. This increase can be attributed to Uniform and Non Uniform salary & benefit adjustments.
- Contracted services down \$18,327 due to the timing of third-party inspectors seen in the codes department as well as a decrease in third party inspector usage.
- Operating expenses increased \$55,084 in comparison to 2019. Taking out the annual \$235,000 Fire Department contribution, operating expenses are down \$179,916. This decrease is related to timing of payments related to I.T related services that will be paid later in the 2020 fiscal year. In addition, due to a warm winter, salt expenses are down approximately \$53,000.
- Capital expenses down \$317,071 to the timing of the capital purchases in 2019.
- Debt Expenses down \$1,158 due to smaller interest payments in 2020.

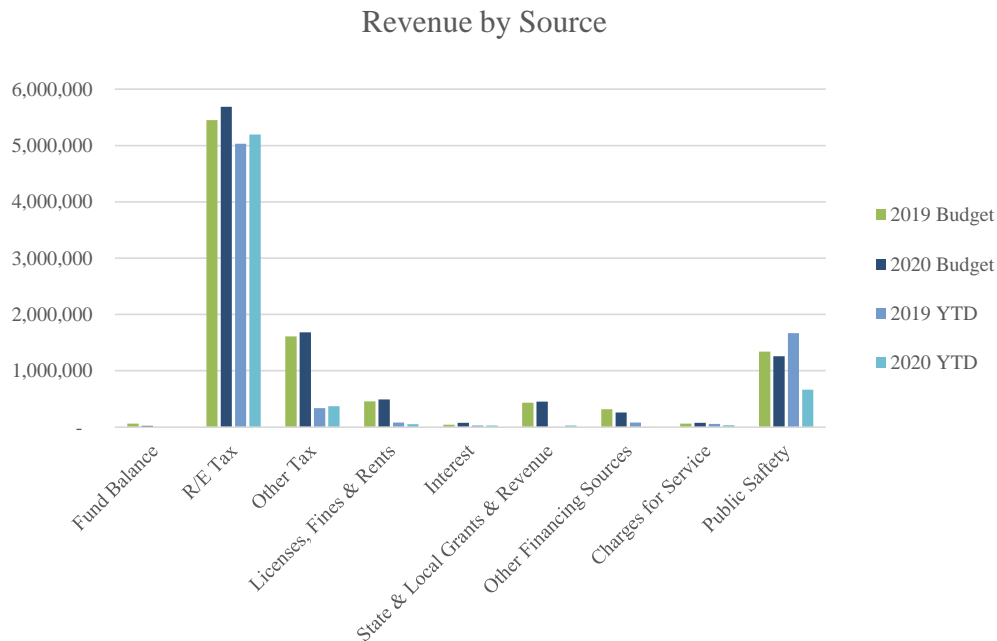
Newtown Township – April 2020 Expense By Department



	2019 Budget	2020 Budget	Variance	2019 YTD	2020 YTD	Variance
Admin	1,091,373	1,112,027	20,654	381,375	299,330	(82,045)
Public Safety	4,057,270	4,086,974	29,704	1,214,710	1,338,513	123,803
Public Works	1,814,340	2,102,517	288,177	721,416	410,207	(311,209)
Parks & Rec	386,191	434,781	48,590	81,133	57,047	(24,085)
Zoning & Codes	1,004,027	754,207	(249,820)	182,627	179,099	(3,528)
Insurance	110,800	114,414	3,614	54,229	68,445	14,216
Debt	656,856	654,230	(2,626)	10,492	9,334	(1,158)
Pension	644,432	734,769	90,337	161,108	183,692	22,584
Interfund Trans.	-	-	-	-	-	-
Total	9,765,289	9,993,919	228,630	2,807,090	2,545,668	(261,422)

- Administration Expenses down \$82,045 due to smaller capital purchases as well as a decrease in I.T related costs.
- Public Safety expenses up \$123,803 due to the annual payment to the Fire Company being paid in full in Q-1 of 2020.
- Public Works expenses are down \$311,209 from April of 2019 due to the timing of capital transfers. Of the \$311,209, 65% of the savings can be attributed to the \$200,000 road program transfer that took place in January of 2019 but will take place later in 2020.
- Insurance is up \$14,216 in comparison to 2019. This is due to the increase insurance rates as well as timing of quarterly payments.
- Debt decreased \$1,158 in comparison due to smaller interest payments in 2020 vs 2019.
- Pension costs increased \$22,584 due to larger quarterly payment contributions.

Newtown Township – April 2020 Revenue by Source



	2019 Budget	2020 Budget	Variance	2019 YTD	2020 YTD	Variance
Fund Balance	59,831	20,000	(39,831)	-	-	-
R/E Tax	5,450,832	5,686,331	235,499	5,033,793	5,196,208	162,416
Other Tax	1,609,900	1,681,000	71,100	335,647	370,696	35,049
Licenses, Fines & Rents	457,875	489,000	31,125	79,549	53,095	(26,454)
Interest	40,000	75,000	35,000	27,376	25,786	(1,590)
State & Local Grants & Revenue	430,686	451,916	21,230	4,200	27,224	23,024
Other Financing Sources	316,855	259,872	(56,983)	82,157	749	(81,408)
Charges for Service	61,100	75,600	14,500	57,672	33,551	(24,122)
Public Safety	1,338,210	1,255,200	(83,010)	1,665,523	664,837	(1,000,686)
Total	9,765,289	9,993,919	228,630	7,285,917	6,372,146	(913,771)

- 64% of 2020 budgeted revenue collected vs. 75% in 2019.
- \$162,416 increase in Real Estate tax collections in 2020. Although Real Estate tax collections were slowed in March of 2020, approximately \$503,000 more was collected in April of 2020 vs. April of 2019.
- Other Taxes has increase \$35,049 due to an increase in local service tax and real estate transfer tax.
- License, Fines & Rents are down \$26,454. This is due to the fact that the business license and alarm registrations went out later in 2020 than 2019.
- Interest is down \$1,590 due to lower interest rates associated with the CVOID-19 pandemic.
- State & Local grants increased due to the PennDOT snow removal contract coming in during the month of January in 2020. This revenue was not received until later in the year in 2019.
- Other Financing sources decreased \$81,408 due to a large amount of insurance refunds in 2019 that were not received in 2020.
- Public Safety down \$1,000,686 due to a decrease in permit related revenues in comparison to 2019.