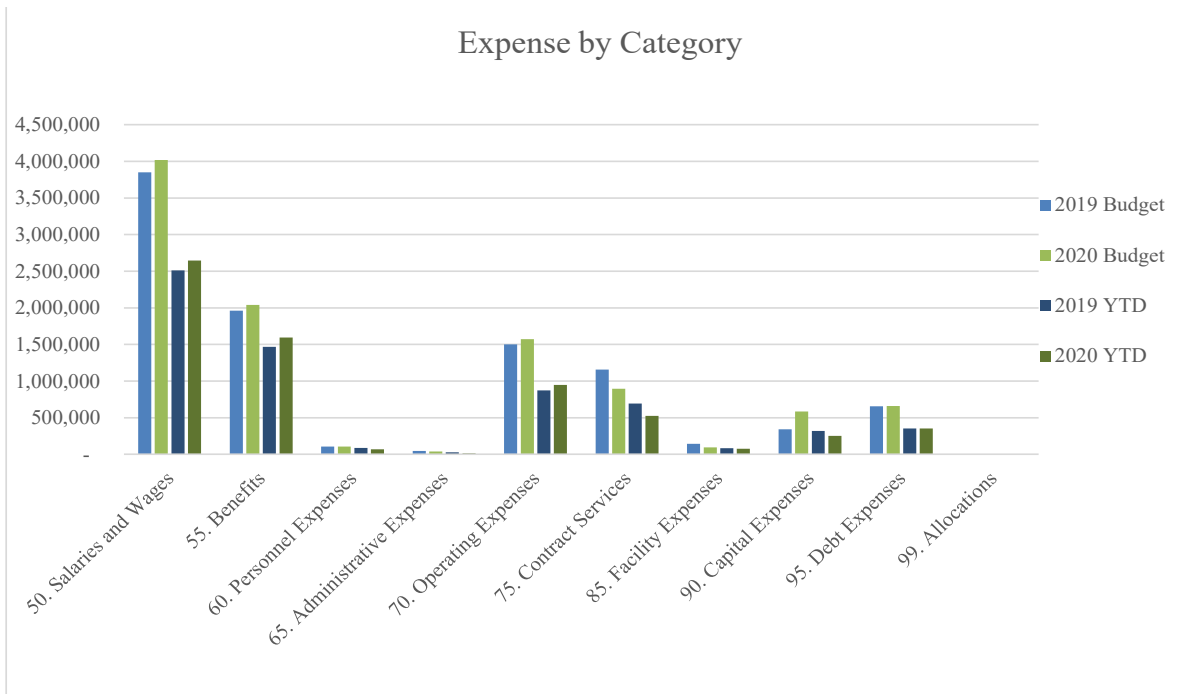


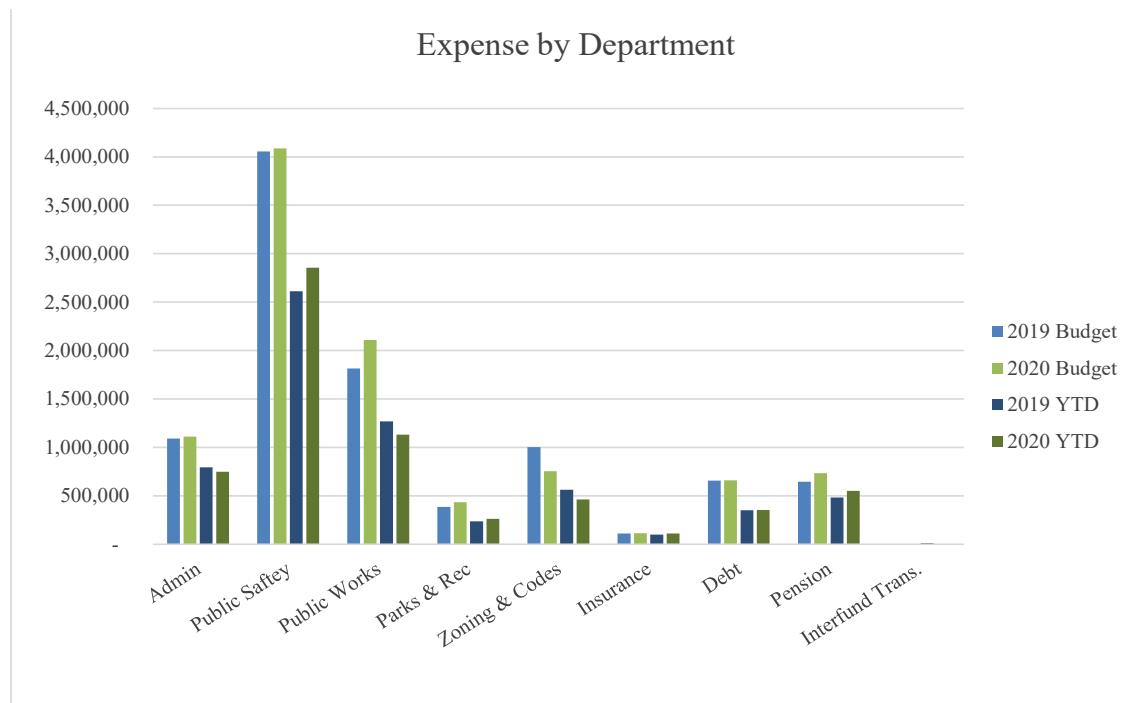
Newtown Township - September 2020 Expense By Category



	2019 Budget	2020 Budget	Variance	2019 YTD	2020 YTD	Variance
50. Salaries and Wages	3,849,018	4,017,324	168,306	2,511,436	2,644,010	132,574
55. Benefits	1,960,544	2,037,937	77,393	1,467,850	1,593,781	125,931
60. Personnel Expenses	107,037	106,158	(879)	87,841	68,585	(19,256)
65. Administrative Expenses	45,853	39,268	(6,585)	29,010	14,264	(14,746)
70. Operating Expenses	1,501,854	1,571,453	69,599	874,809	946,938	72,129
75. Contract Services	1,156,886	896,294	(260,592)	695,278	525,272	(170,006)
85. Facility Expenses	143,441	94,950	(48,491)	85,290	76,924	(8,367)
90. Capital Expenses	343,800	584,000	240,200	318,885	250,729	(68,156)
95. Debt Expenses	656,856	661,328	4,472	352,189	354,934	2,745
99. Allocations	-	-	-	-	-	-
Total	9,765,289	10,008,712	243,423	6,422,589	6,475,437	52,849

- Spending is up \$52,849 or 1% of the General Fund budget compared to September of 2019.
- Salaries, Benefits and Personnel are up in total \$239,249. This increase can be attributed to an increase in salaries, additional staff and an increase in the MMO payments.
- Contracted services down \$170,003 due to the timing of third-party inspectors in the codes department as well as a decrease in third party inspector usage.
- Operating expenses show an increase of \$72,129. The primary cause of this increase is the Fire Companies annual contribution was paid in full in January of 2020.
- Capital expenses are down \$68,156 due to the timing of the capital purchases in 2019 and delay/postponement of Capital in 2020. Please note that the 2020 Road Program transfer to capital occurred in September of 2020.

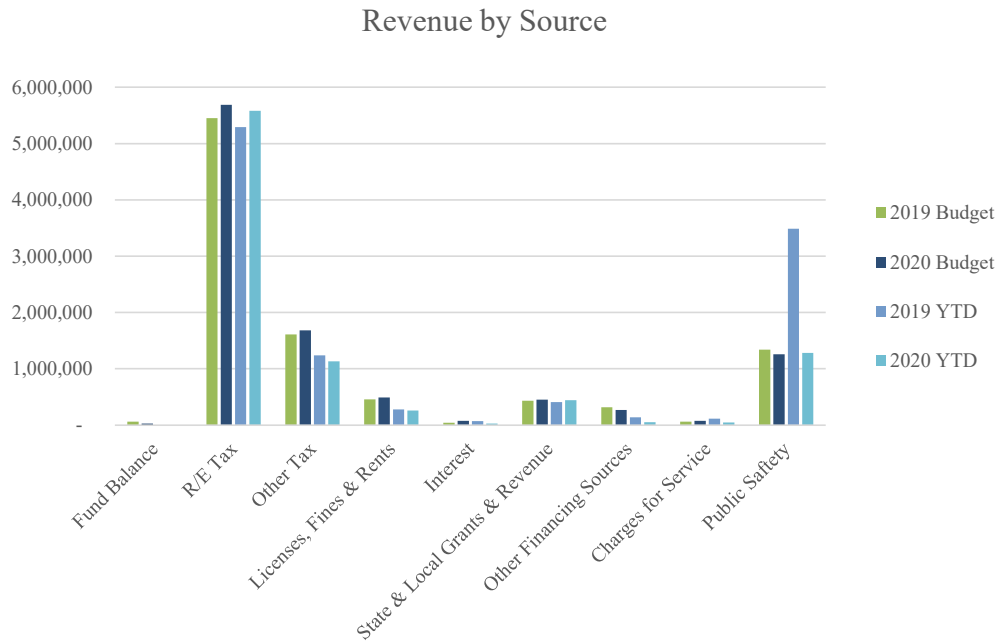
Newtown Township – September 2020 Expense By Department



	2019 Budget	2020 Budget	Variance	2019 YTD	2020 YTD	Variance
Admin	1,091,373	1,112,027	20,654	795,612	747,862	(47,750)
Public Safety	4,057,270	4,086,974	29,704	2,611,755	2,854,165	242,409
Public Works	1,814,340	2,110,212	295,872	1,267,481	1,130,651	(136,829)
Parks & Rec	386,191	434,781	48,590	238,108	263,708	25,600
Zoning & Codes	1,004,027	754,207	(249,820)	562,911	462,984	(99,928)
Insurance	110,800	114,414	3,614	100,082	110,057	9,975
Debt	656,856	661,328	4,472	352,189	354,934	2,745
Pension	644,432	734,769	90,337	483,324	551,077	67,753
Interfund Trans.	-	-	-	11,126	-	(11,126)
Total	9,765,289	10,008,712	243,423	6,422,589	6,475,437	52,849

- Administration Expenses are down \$47,750 due to a decrease in part time salaries, not attending conferences/meetings, hold on capital purchases and a decrease in I.T related costs.
- Public Safety expenses are up \$242,409 due to the annual payment to the Fire Company being paid in full in Q-1 of 2020 as well as Police Salaries.
- Public Works expenses are down \$136,829 from September of 2019 due to the timing of capital transfers. In addition the Public Works salary and wage line item saw a significant decrease due to not replacing an employee in 2020.
- Zoning & Codes is down \$99,928 due to the timing of third-party inspector payments as well as a decrease in third party inspector usage.
- Insurance is up \$9,975 in comparison to 2019. This is due to the increase insurance rates.
- Pension costs increased \$67,753 due to an increase in the 2020 MMO.

Newtown Township – September 2020 Revenue by Source



	2019 Budget	2020 Budget	Variance	2019 YTD	2020 YTD	Variance
Fund Balance	59,831	27,098	(32,733)	-	-	-
R/E Tax	5,450,832	5,686,331	235,499	5,291,618	5,580,570	288,952
Other Tax	1,609,900	1,681,000	71,100	1,239,707	1,132,208	(107,499)
Licenses, Fines & Rents	457,875	489,000	31,125	278,304	256,849	(21,455)
Interest	40,000	75,000	35,000	69,850	28,586	(41,265)
State & Local Grants & Revenue	430,686	451,916	21,230	410,105	440,107	30,002
Other Financing Sources	316,855	267,567	(49,288)	140,279	52,037	(88,242)
Charges for Service	61,100	75,600	14,500	115,809	47,474	(68,336)
Public Safety	1,338,210	1,255,200	(83,010)	3,488,930	1,283,726	(2,205,203)
Total	9,765,289	10,008,712	243,423	11,034,602	8,821,557	(2,213,045)

- 89% of 2020 budgeted revenues have been collected vs. 113% in 2019.
- Real estate taxes saw an increase of \$288,952 in comparison to 2019.
- Overall Other Taxes have decreased by \$107,458. Real Estate Transfer tax saw a significant decrease in \$94,033 in comparison to 2019. Likewise Local Service Tax collections fell approximately \$13,465 short in comparison to September 2019 payments.
- License, Fines & Rents are down \$21,455. This is due to the fact that the business license, alarm registrations and rental license went out later in 2020 than 2019. In addition, businesses may have not open since the COVID-19 pandemic.
- Interest is down \$41,265 due to lower interest rates associated with the COVID-19 pandemic.
- State & Local grants increased due to the PennDOT snow removal contract coming in during the month of January in 2020. This revenue was not received until later in the year in 2019.
- Other Financing sources decreased \$88,242 due to a large amount of insurance refunds in 2019 that were not received in 2020.
- Charges for service are down \$68,336 due to the timing of the review fee allocation. In 2019, permit review fees were not moved into the public safety category until later in the year in comparison to 2020. Also subdivision and land development revenues saw a decrease of \$18,022 in comparison to 2019 contributing to this decrease.
- Public Safety is down \$2,213,203 due to a decrease in permit related revenues in comparison to 2019. In addition due to COVID-19, the use of extra duty police officers has decreased dramatically.