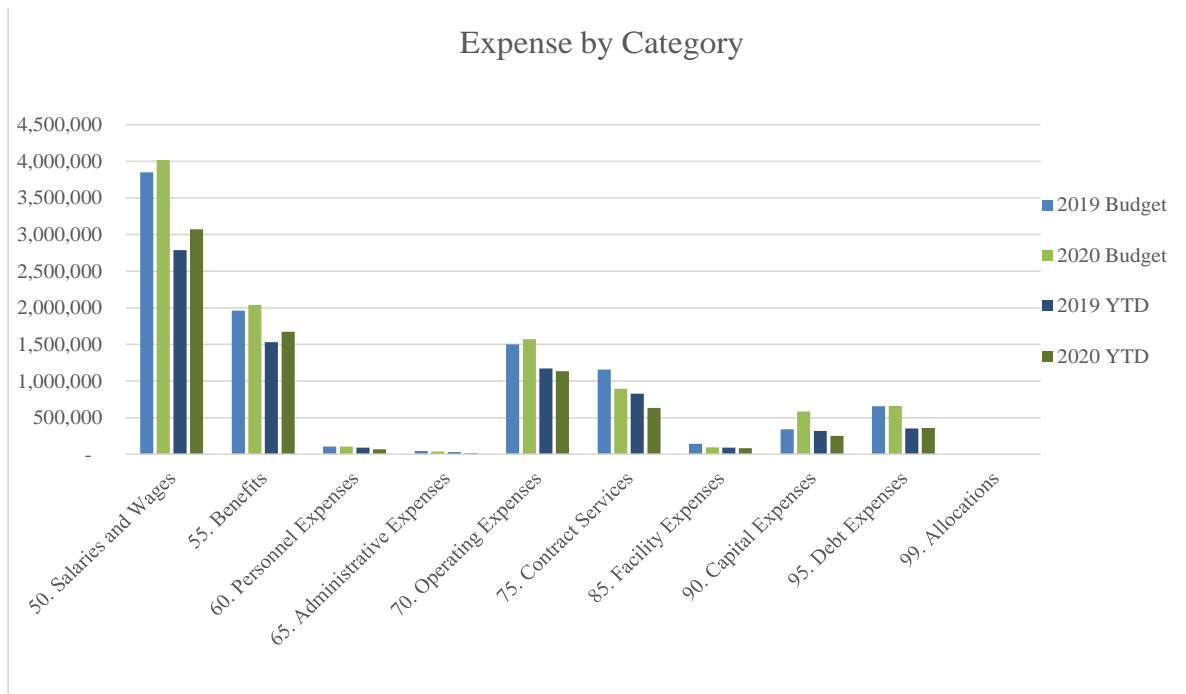


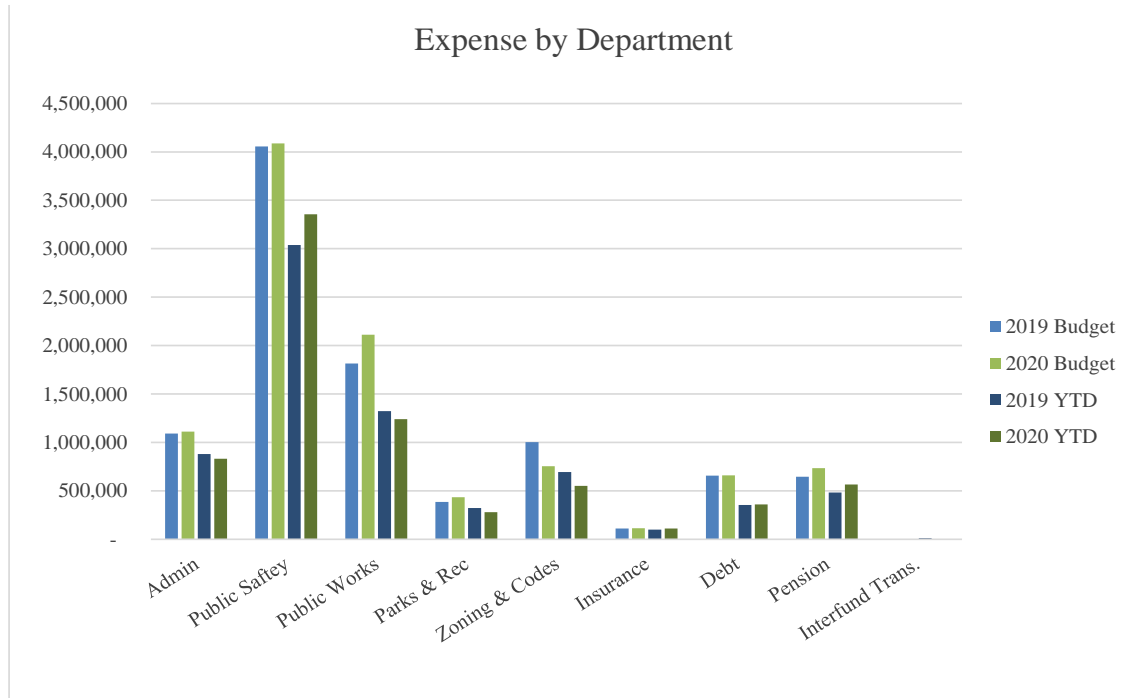
Newtown Township - October 2020 Expense By Category



	2019 Budget	2020 Budget	Variance	2019 YTD	2020 YTD	Variance
50. Salaries and Wages	3,849,018	4,017,324	168,306	2,787,409	3,072,584	285,176
55. Benefits	1,960,544	2,037,937	77,393	1,533,062	1,672,482	139,420
60. Personnel Expenses	107,037	106,158	(879)	90,747	70,000	(20,747)
65. Administrative Expenses	45,853	39,268	(6,585)	29,700	15,179	(14,521)
70. Operating Expenses	1,501,854	1,573,028	71,174	1,173,326	1,134,301	(39,026)
75. Contract Services	1,156,886	896,294	(260,592)	826,577	634,203	(192,374)
85. Facility Expenses	143,441	94,950	(48,491)	89,811	83,951	(5,860)
90. Capital Expenses	343,800	584,000	240,200	320,600	250,729	(69,871)
95. Debt Expenses	656,856	661,328	4,472	354,522	359,334	4,812
99. Allocations	-	-	-	-	-	-
Total	9,765,289	10,010,287	244,998	7,205,753	7,292,763	87,009

- Spending is up \$87,009 or 1% of the General Fund budget compared to October of 2019.
- Salaries, Benefits and Personnel are up in total \$403,849. This increase can be attributed an increase in salaries, additional staff and an increase in the MMO payments.
- Contracted services down \$192,374 due to the timing of third-party inspectors in the codes department as well as a decrease in third party inspector usage. A reduction in permit revenue is directly related to the amount paid to third party inspectors.
- Operating expenses show an decrease of \$39,026. This is due to controlled spending associated with the COVID pandemic. In addition departments such as I.T saw a decrease due to purchases in 2019 that were put on hold for 2020.
- Capital expenses are down \$69,871 due to the timing of the capital purchases in 2019 and delay/postponement of Capital in 2020.

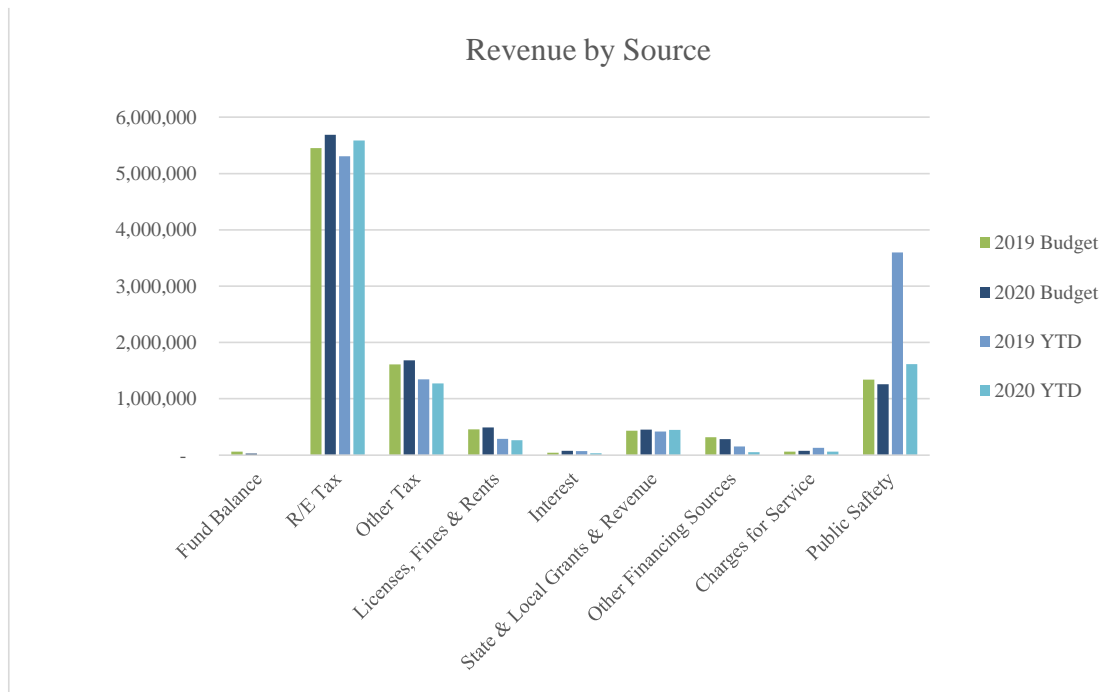
Newtown Township – October 2020 Expense By Department



	2019 Budget	2020 Budget	Variance	2019 YTD	2020 YTD	Variance
Admin	1,091,373	1,112,027	20,654	879,734	832,053	(47,680)
Public Safety	4,057,270	4,086,974	29,704	3,038,544	3,355,357	316,813
Public Works	1,814,340	2,111,787	297,447	1,322,710	1,239,706	(83,004)
Parks & Rec	386,191	434,781	48,590	322,789	278,981	(43,808)
Zoning & Codes	1,004,027	754,207	(249,820)	692,922	552,310	(140,611)
Insurance	110,800	114,414	3,614	100,082	110,057	9,975
Debt	656,856	661,328	4,472	354,522	359,334	4,812
Pension	644,432	734,769	90,337	483,324	564,964	81,640
Interfund Trans.	-	-	-	11,126	-	(11,126)
Total	9,765,289	10,010,287	244,998	7,205,753	7,292,763	87,009

- Administration Expenses are down \$47,680 due to a decrease in part time salaries, not attending conferences/meetings, hold on capital purchases and a decrease in I.T related costs.
- Public Safety expenses are up \$316,813 due to the annual payment to the Fire Company being paid in full in Q-1 of 2020 as well as Police Salaries.
- Public Works expenses are down \$83,004 from October of 2019 due to the timing of capital transfers. In addition the Public Works salary and wage line item saw a significant decrease due to not replacing an employee in 2020.
- Parks and Rec saw a decrease of \$43,808 due to the timing of quarterly payments.
- Zoning & Codes is down \$140,611 due to the timing of third-party inspector payments as well as a decrease in third party inspector usage. In addition, a decline in permit revenue would lead to a decline in third party inspection costs.
- Insurance is up \$9,975 in comparison to 2019. This is due to the increase insurance rates.
- Pension costs increased \$81,640 due to an increase in the 2020 MMO.

Newtown Township – October 2020 Revenue by Source



	2019 Budget	2020 Budget	Variance	2019 YTD	2020 YTD	Variance
Fund Balance	59,831	27,098	(32,733)	-	-	-
R/E Tax	5,450,832	5,686,331	235,499	5,305,233	5,588,015	282,782
Other Tax	1,609,900	1,681,000	71,100	1,345,773	1,271,783	(73,990)
Licenses, Fines & Rents	457,875	489,000	31,125	285,654	263,862	(21,791)
Interest	40,000	75,000	35,000	70,349	30,441	(39,908)
State & Local Grants & Revenue	430,686	451,916	21,230	416,949	446,888	29,939
Other Financing Sources	316,855	284,953	(31,902)	152,038	52,176	(99,862)
Charges for Service	61,100	75,600	14,500	130,526	58,623	(71,903)
Public Safety	1,338,210	1,255,200	(83,010)	3,597,128	1,612,282	(1,984,846)
Total	9,765,289	10,026,098	260,809	11,303,649	9,324,071	(1,979,578)

- 96% of 2020 budgeted revenues have been collected vs. 113% in 2019.
- Real estate taxes saw an increase of \$282,782 in comparison to 2019.
- Overall Other Taxes have decreased by \$73,990. Real Estate Transfer tax saw a significant decrease in \$52,483 in comparison to 2019. Likewise Local Service Tax collections fell approximately \$21,507 short in comparison to September 2019 payments.
- License, Fines & Rents are down \$21,791. This is due to the fact that the business license, alarm registrations and rental license went out later in 2020 than 2019. In addition, businesses may have not opened since the COVID-19 pandemic.
- Interest is down \$39,908 due to lower interest rates associated with the COVID-19 pandemic.
- State & Local grants increased due to the PennDOT snow removal contract coming in during the month of January in 2020. This revenue was not received until later in the year in 2019.
- Other Financing sources decreased \$99,862 due to a large amount of insurance refunds in 2019 that were not received in 2020.
- Charges for service are down \$71,422 due to the timing of the review fee allocation. In 2019, permit review fees were not moved into the public safety category until later in the year in comparison to 2020. Also subdivision and land development revenues saw a decrease of \$24,000 in comparison to 2019 contributing to this decrease.
- Public Safety is down \$1,979,8578 due to a decrease in permit related revenues in comparison to 2019. In addition, due to COVID-19, the use of extra duty police officers has decreased dramatically.