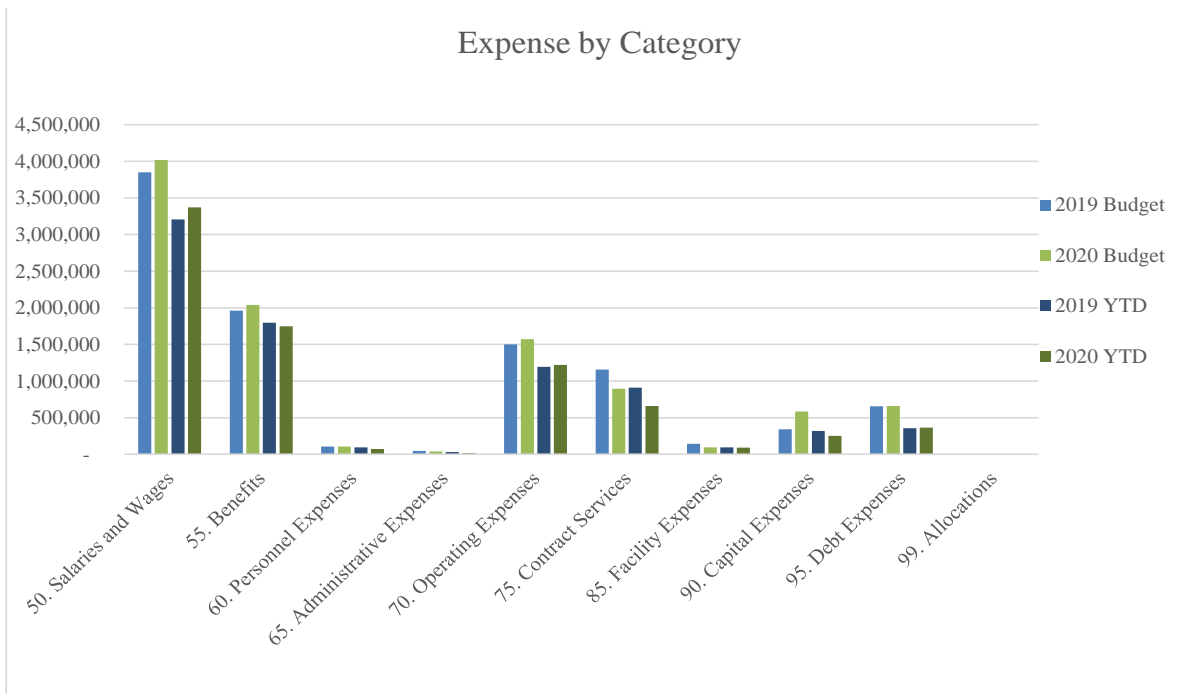


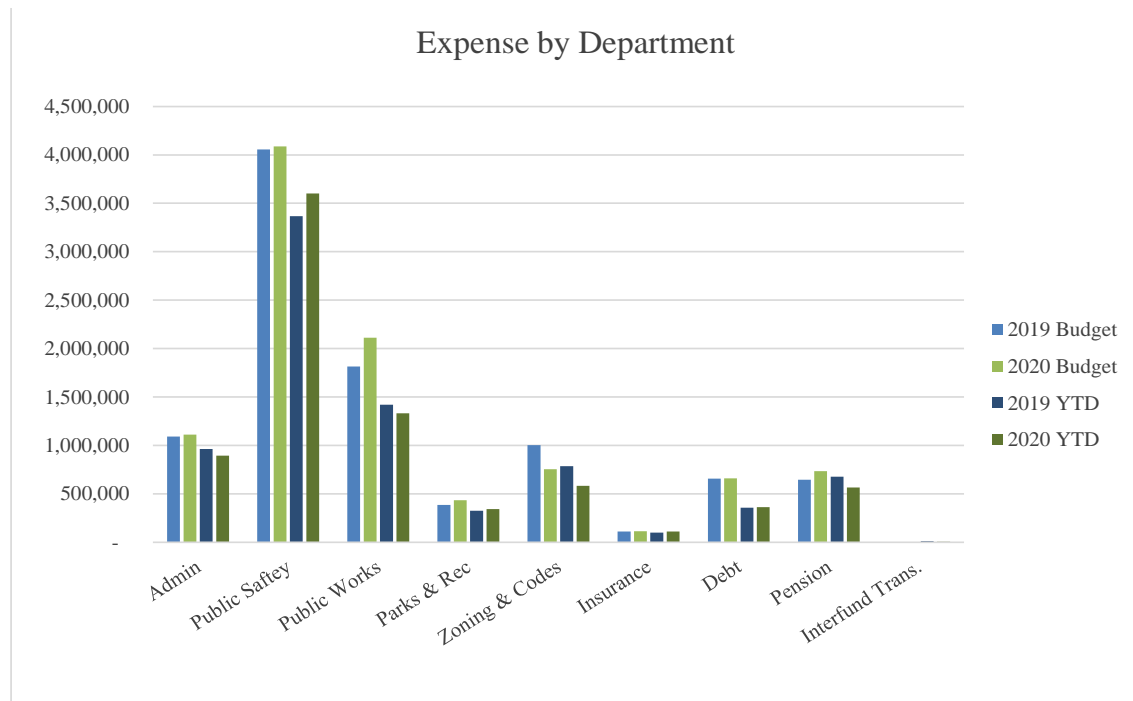
## Newtown Township - November 2020 Expense By Category



	2019 Budget	2020 Budget	Variance	2019 YTD	2020 YTD	Variance
50. Salaries and Wages	3,849,018	4,017,324	168,306	3,207,933	3,369,450	161,517
55. Benefits	1,960,544	2,037,937	77,393	1,796,352	1,748,923	(47,429)
60. Personnel Expenses	107,037	106,158	(879)	95,422	72,434	(22,987)
65. Administrative Expenses	45,853	39,268	(6,585)	30,348	18,504	(11,844)
70. Operating Expenses	1,501,854	1,573,028	71,174	1,193,967	1,220,461	26,494
75. Contract Services	1,156,886	896,294	(260,592)	910,521	658,715	(251,806)
85. Facility Expenses	143,441	94,950	(48,491)	94,841	90,885	(3,956)
90. Capital Expenses	343,800	584,000	240,200	320,600	254,129	(66,471)
95. Debt Expenses	656,856	661,328	4,472	356,856	363,734	6,878
99. Allocations	-	-	-	-	-	-
<b>Total</b>	<b>9,765,289</b>	<b>10,010,287</b>	<b>244,998</b>	<b>8,006,839</b>	<b>7,797,236</b>	<b>(209,603)</b>

- Spending is down \$209,603 or 2% of the General Fund budget compared to November of 2019.
- Salaries, Benefits and Personnel are up in total \$91,101. This increase can be attributed the an increase in salaries, additional staff.
- Operating expenses show an increase of \$26,494. The primary cause of this increase is the Fire Companies annual contribution was paid in full in January of 2020.
- Contracted services down \$251,806 due to the timing of third-party inspectors in the codes department as well as a decrease in third party inspector usage.
- Capital expenses are down \$66,471 due to the timing of the capital purchases in 2019 and delay/postponement of Capital in 2020.

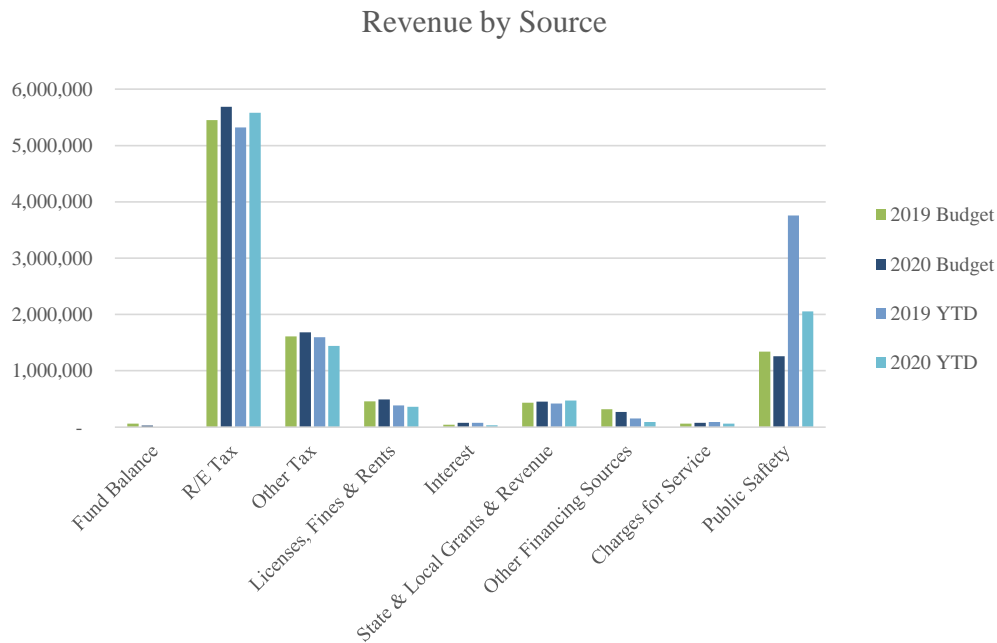
## Newtown Township – November 2020 Expense By Department



	2019 Budget	2020 Budget	Variance	2019 YTD	2020 YTD	Variance
Admin	1,091,373	1,112,027	20,654	963,773	895,072	(68,700)
Public Safety	4,057,270	4,086,974	29,704	3,367,894	3,601,797	233,903
Public Works	1,814,340	2,111,787	297,447	1,421,685	1,332,419	(89,266)
Parks & Rec	386,191	434,781	48,590	325,001	341,784	16,782
Zoning & Codes	1,004,027	754,207	(249,820)	784,344	582,780	(201,564)
Insurance	110,800	114,414	3,614	100,082	110,057	9,975
Debt	656,856	661,328	4,472	356,856	363,734	6,878
Pension	644,432	734,769	90,337	676,077	564,964	(111,114)
Interfund Trans.	-	-	-	11,126	4,630	(6,497)
<b>Total</b>	<b>9,765,289</b>	<b>10,010,287</b>	<b>244,998</b>	<b>8,006,839</b>	<b>7,797,236</b>	<b>(209,603)</b>

- Administration Expenses are down \$68,700 due to a decrease in part time salaries, not attending conferences/meetings, hold on capital purchases and a decrease in I.T related costs.
- Public Safety expenses are up \$233,903 due to the annual payment to the Fire Company being paid in full in Q-1 of 2020. Another contribution to the increase is contracted Police Salaries.
- Public Works expenses are down \$89,266 from November of 2019 due to the timing of capital transfers. In addition the Public Works salary and wage line item saw a significant decrease due to not replacing an employees in 2020.
- Parks and Rec saw an increase of \$16,782. The major factor to this increase was an increase in contracted park services.
- Zoning & Codes is down \$201,564 due to the timing of third-party inspector payments as well as a decrease in third party inspector usage. In addition, a decline in permit revenue would lead to a decline in third party inspection costs.
- Insurance is up \$9,975 in comparison to 2019. This is due to the increase insurance rates.
- Pension costs are down \$111,114 due to the timing of the MMO contributions. These were made in December of 2020.

## Newtown Township – November 2020 Revenue by Source



	2019 Budget	2020 Budget	Variance	2019 YTD	2020 YTD	Variance
Fund Balance	59,831	27,098	(32,733)	-	-	-
R/E Tax	5,450,832	5,686,331	235,499	5,321,884	5,583,649	261,765
Other Tax	1,609,900	1,681,000	71,100	1,594,959	1,441,852	(153,107)
Licenses, Fines & Rents	457,875	489,000	31,125	382,707	361,062	(21,644)
Interest	40,000	75,000	35,000	74,722	31,992	(42,730)
State & Local Grants & Revenue	430,686	451,916	21,230	416,949	469,903	52,955
Other Financing Sources	316,855	269,142	(47,713)	153,160	91,396	(61,765)
Charges for Service	61,100	75,600	14,500	91,170	61,558	(29,612)
Public Safety	1,338,210	1,255,200	(83,010)	3,759,386	2,052,780	(1,706,607)
<b>Total</b>	<b>9,765,289</b>	<b>10,010,287</b>	<b>244,998</b>	<b>11,794,938</b>	<b>10,094,193</b>	<b>(1,700,745)</b>

- 101% of 2020 budgeted revenues have been collected vs. 121% in 2019.
- Real estate taxes saw an increase of \$261,765 in comparison to 2019.
- Overall Other Taxes have decreased by \$153,107. Real Estate Transfer tax saw a significant decrease of \$129,35 in comparison to 2019. The County was only able to submit ½ of the November transfer tax due to an error in the system. They will release the rest of the November transfer tax in the month of December. Local Service Tax collections fell approximately \$23,754 short in comparison to September 2019 payments.
- License, Fines & Rents are down \$21,644. This is due to the fact that the business license, alarm registrations and rental license went out later in 2020 than 2019 therefore the late notices went out later as well. In addition, businesses may have not opened since the COVID-19 pandemic.
- Interest is down \$42,730 due to lower interest rates associated with the COVID-19 pandemic.
- State & Local grants increased due to the PennDOT snow removal contract coming in during the month of January in 2020. In addition, another PennDot snow removal contract check was received in November.
- Other Financing sources decreased \$61,765 due to a large amount of insurance refunds in 2019 that were not received in 2020.
- Public Safety is down \$1,706,607 due to a decrease in permit related revenues in comparison to 2019. In addition, due to COVID-19, the use of extra duty police officers has decreased dramatically.