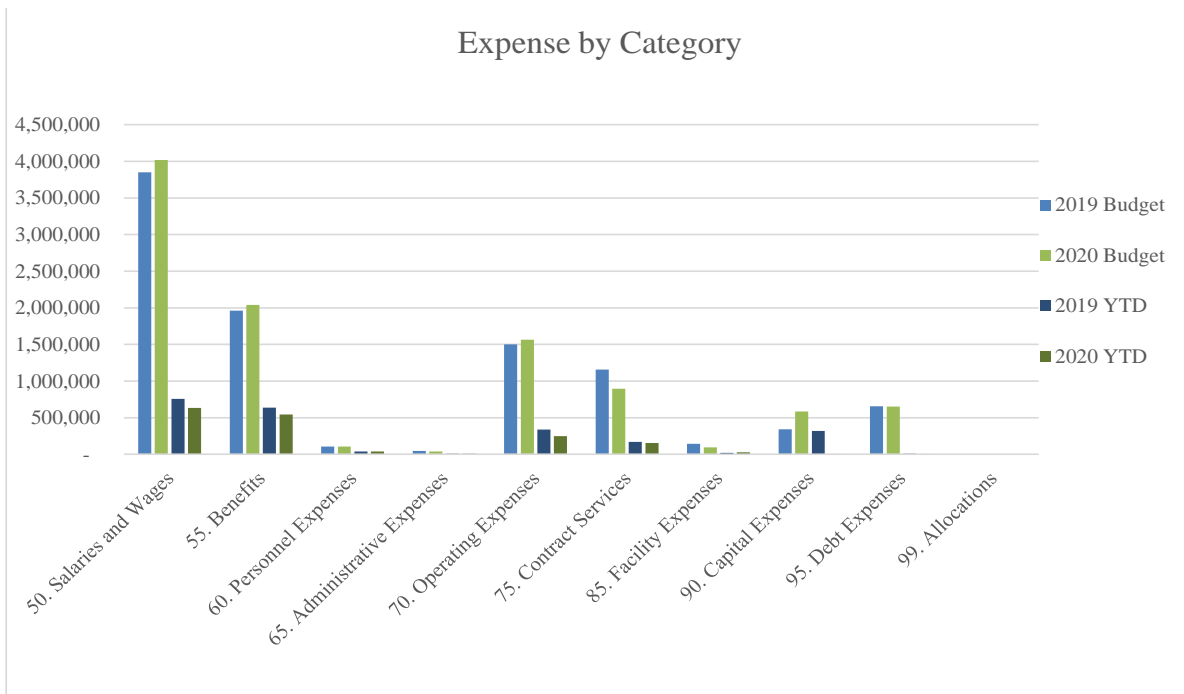


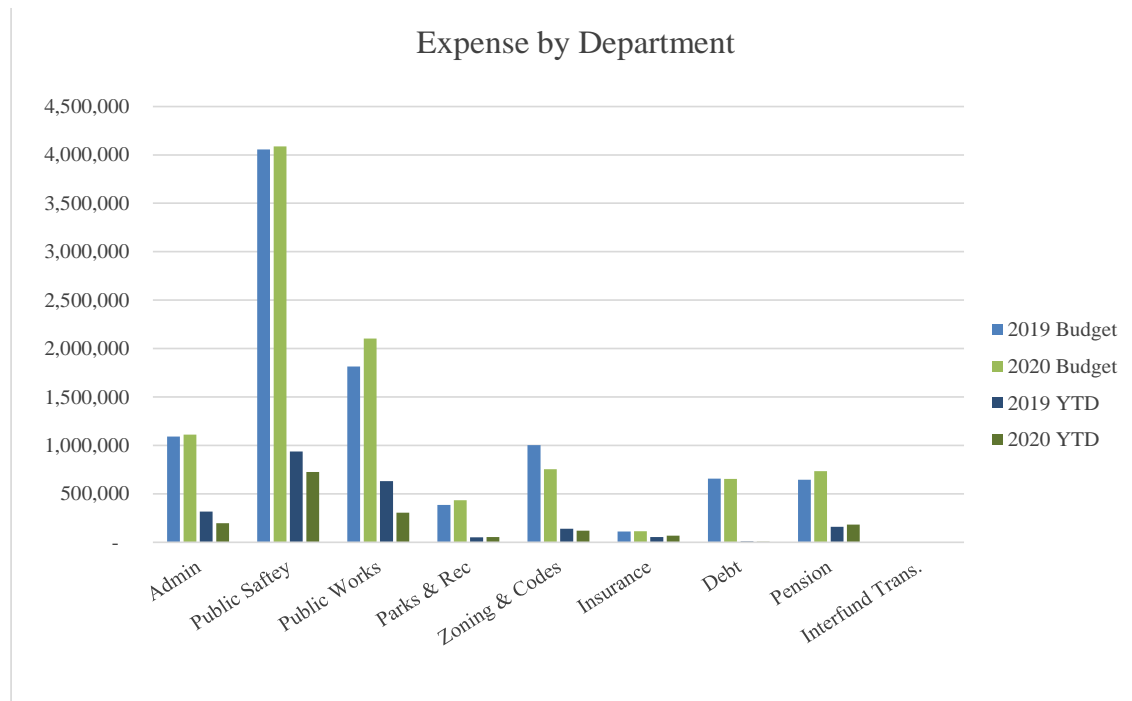
Newtown Township - March 2020 Expense By Category



	2019 Budget	2020 Budget	Variance	2019 YTD	2020 YTD	Variance
50. Salaries and Wages	3,849,018	4,019,324	170,306	758,437	632,903	(125,534)
55. Benefits	1,960,544	2,037,937	77,393	637,361	542,428	(94,933)
60. Personnel Expenses	107,037	106,158	(879)	40,261	39,280	(981)
65. Administrative Expenses	45,853	39,268	(6,585)	10,172	9,577	(595)
70. Operating Expenses	1,501,854	1,563,758	61,904	339,258	248,580	(90,678)
75. Contract Services	1,156,886	894,294	(262,592)	168,478	155,762	(12,716)
85. Facility Expenses	143,441	94,950	(48,491)	19,369	26,267	6,898
90. Capital Expenses	343,800	584,000	240,200	317,800	729	(317,071)
95. Debt Expenses	656,856	654,230	(2,626)	7,869	4,667	(3,202)
99. Allocations	-	-	-	-	-	-
Total	9,765,289	9,993,919	228,630	2,299,005	1,660,193	(638,812)

- Spending down \$638,812 or 6% of the General Fund budget compared to March of 2019. Although spending is down, \$317,071 of this reduction is spending is reduced transfer to Capital which will happen later in the 2020 fiscal year.
- Salaries, Benefits and Personnel down \$220,467. This large decrease can be contributed to 2 factors. The first being a decrease in salary related items due to reduced staff. In addition, employee health benefits were paid earlier in the year in 2020 than in 2019. The reduction in employee health will be paid out in April of 2020.
- Contracted services down \$12,716 due to the timing of third-party inspectors seen in the codes department as well as a decrease in third party inspector usage.
- Operating expenses decreased \$90,678 in comparison to 2019. This decrease is related to timing of payments related to I.T related services that will be paid later in the 2020 fiscal year. In addition, due to a warm winter, salt expenses are down approximately \$60,000.
- Capital expenses down \$317,071 to the timing of the capital purchases in 2019.

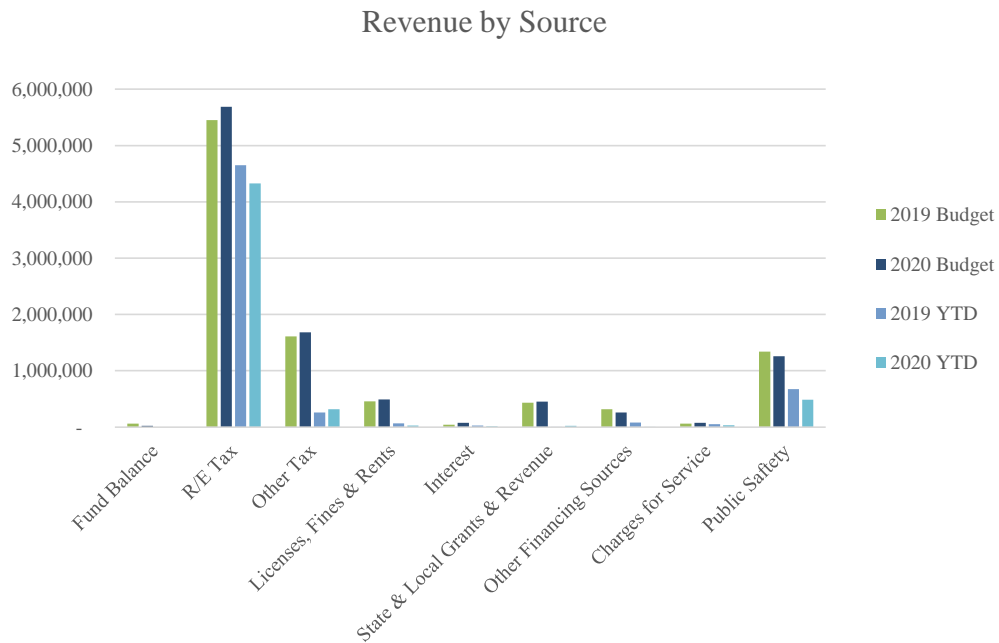
Newtown Township – March 2020 Expense By Department



	2019 Budget	2020 Budget	Variance	2019 YTD	2020 YTD	Variance
Admin	1,091,373	1,112,027	20,654	315,910	197,500	(118,410)
Public Safety	4,057,270	4,086,974	29,704	935,843	726,541	(209,302)
Public Works	1,814,340	2,102,517	288,177	632,727	305,448	(327,279)
Parks & Rec	386,191	434,781	48,590	52,266	55,242	2,976
Zoning & Codes	1,004,027	754,207	(249,820)	139,053	118,657	(20,396)
Insurance	110,800	114,414	3,614	54,229	68,445	14,216
Debt	656,856	654,230	(2,626)	7,869	4,667	(3,202)
Pension	644,432	734,769	90,337	161,108	183,692	22,584
Interfund Trans.	-	-	-	-	-	-
Total	9,765,289	9,993,919	228,630	2,299,005	1,660,193	(638,812)

- Administration Expenses down \$118,410 due to smaller capital purchases as well as a decrease in I.T related costs.
- Public Safety expenses down \$209,302 primarily due the timing of capital transfers, timing of insurance payments and decrease in family medical plans.
- Public Works expenses are down \$327,279 from March of 2019 due to the timing of capital transfers. Of the \$327,279, 61% of the savings can be attributed to the \$200,000 road program transfer that took place in January of 2019 but will take place later in 2020.
- Insurance is up \$14,216 in comparison to 2019. This is due to the increase insurance rates as well as timing of quarterly payments.
- Debt decreased \$3,202 in comparison due to smaller interest payments in 2020 vs 2019.
- Pension costs increased \$22,584 due to larger quarterly payment contributions.

Newtown Township – March 2020 Revenue by Source



	2019 Budget	2020 Budget	Variance	2019 YTD	2020 YTD	Variance
Fund Balance	59,831	20,000	(39,831)	-	-	-
R/E Tax	5,450,832	5,686,331	235,499	4,649,506	4,324,882	(324,625)
Other Tax	1,609,900	1,681,000	71,100	256,397	315,834	59,437
Licenses, Fines & Rents	457,875	489,000	31,125	63,565	26,986	(36,579)
Interest	40,000	75,000	35,000	28,429	14,838	(13,591)
State & Local Grants & Revenue	430,686	451,916	21,230	4,200	22,724	18,524
Other Financing Sources	316,855	259,872	(56,983)	78,181	749	(77,432)
Charges for Service	61,100	75,600	14,500	49,397	30,151	(19,247)
Public Safety	1,338,210	1,255,200	(83,010)	674,618	487,833	(186,785)
Total	9,765,289	9,993,919	228,630	5,804,293	5,223,997	(580,295)

- 52% of 2020 budgeted revenue collected vs. 59% in 2019.
- \$324,625 decrease in real estate taxes in 2020 due to a slowed collection rate. The closures caused by the CVOID-19 virus, real estate tax deposited where slowed in March of 2020. In April of 2020, approximately \$800,000 in real estate taxes were collected in comparison to April of 2019 were only \$380,000 were collected.
- Other Taxes has increase \$59,437 due to an increase in local service tax and real estate transfer tax.
- License, Fines & Rents are down \$36,579 This is due to the fact that the business license and alarm registrations went out later in 2020 than 2019.
- Interest is down \$13,591 due to lower interest rates associated with the CVOID-19 pandemic.
- State & Local grants increased due to the PennDOT snow removal contract coming in during the month of January in 2020. This revenue was not received until later in the year in 2019.
- Other Financing sources decreased \$77,432 due to a large amount of insurance refunds in 2019 that were not received in 2020.
- Public Safety down \$186,785 due to a decrease in permit related revenues in comparison to 2019.