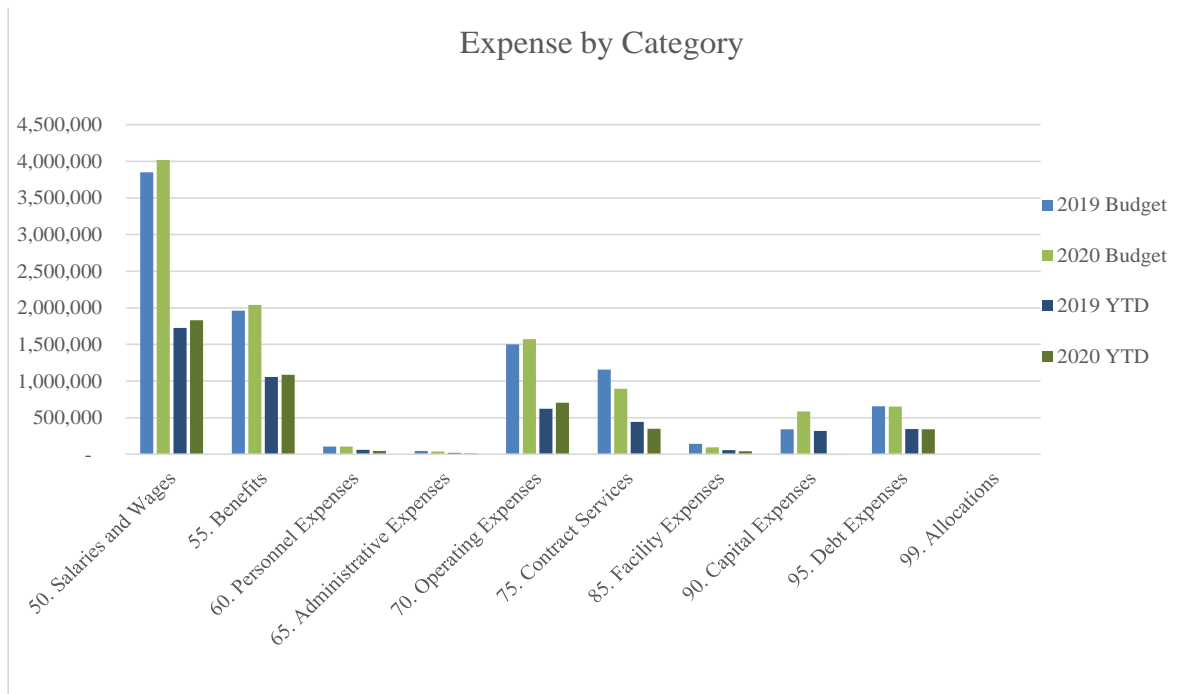


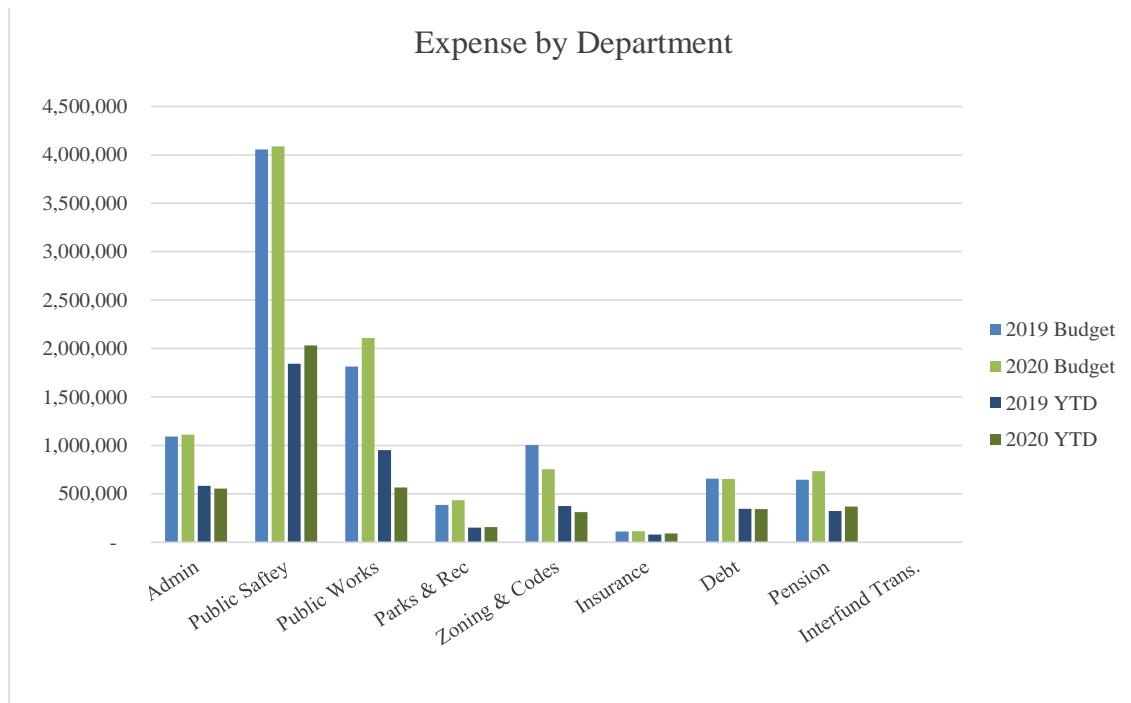
Newtown Township - June 2020 Expense By Category



| | 2019 Budget | 2020 Budget | Variance | 2019 YTD | 2020 YTD | Variance |
|-----------------------------|------------------|-------------------|----------------|------------------|------------------|------------------|
| 50. Salaries and Wages | 3,849,018 | 4,017,324 | 168,306 | 1,725,050 | 1,831,950 | 106,901 |
| 55. Benefits | 1,960,544 | 2,037,937 | 77,393 | 1,056,290 | 1,084,417 | 28,127 |
| 60. Personnel Expenses | 107,037 | 106,158 | (879) | 61,381 | 48,316 | (13,065) |
| 65. Administrative Expenses | 45,853 | 39,268 | (6,585) | 21,585 | 13,148 | (8,437) |
| 70. Operating Expenses | 1,501,854 | 1,571,453 | 69,599 | 622,223 | 704,904 | 82,681 |
| 75. Contract Services | 1,156,886 | 896,294 | (260,592) | 444,641 | 350,011 | (94,629) |
| 85. Facility Expenses | 143,441 | 94,950 | (48,491) | 56,194 | 43,772 | (12,423) |
| 90. Capital Expenses | 343,800 | 584,000 | 240,200 | 317,800 | 729 | (317,071) |
| 95. Debt Expenses | 656,856 | 654,230 | (2,626) | 344,138 | 343,861 | (278) |
| 99. Allocations | - | - | - | - | - | - |
| Total | 9,765,289 | 10,001,614 | 236,325 | 4,649,302 | 4,421,108 | (228,194) |

- Spending is down \$228,194 or 3% of the General Fund budget compared to June of 2019. Although spending is down, a reduction in spending is associated with transfer to Capital that will happen later in the 2020 fiscal year or be postponed for the 2020 fiscal year. In addition, please note the entire \$235,000 annual Fire Company contribution has been paid out in the first quarter of 2020 instead of in quarterly payments like 2019.
- Salaries, Benefits and Personnel up in total \$121,963. This increase can be attributed to staff salary increased as well as the severance payout for an employee that had retired. Personnel expenses are down due to the fact that employees have not been attending conferences & meetings since the shutdown due to COVID-19
- Contracted services down \$94,629 due to the timing of third-party inspectors in the codes department as well as a decrease in third party inspector usage.
- Operating expenses increased \$82,681 in comparison to 2019. Taking out the annual \$235,000 Fire Department contribution, operating expenses are down \$152,319. This decrease is related to timing of payments related to I.T related services that will be paid later in the 2020 fiscal year. In addition, due to a warm winter, salt expenses are down approximately \$53,000.
- Capital expenses down \$317,071 due to the timing of the capital purchases in 2019 and delay/postponement of Capital in 2020.

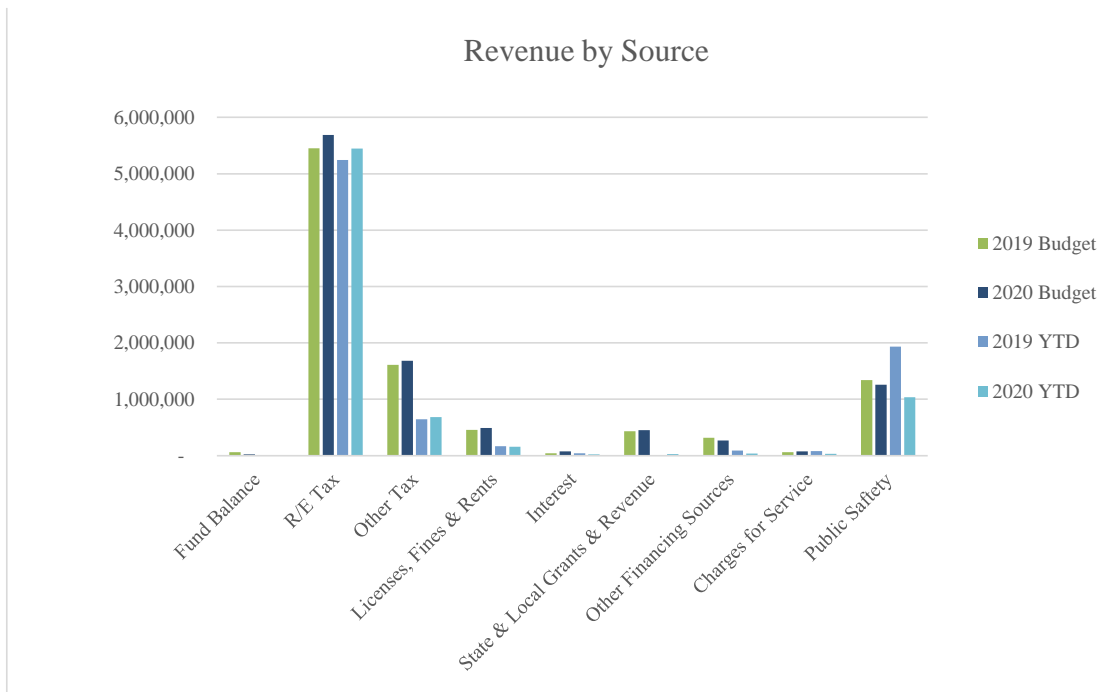
Newtown Township – June 2020 Expense By Department



| | 2019 Budget | 2020 Budget | Variance | 2019 YTD | 2020 YTD | Variance |
|------------------|------------------|-------------------|----------------|------------------|------------------|------------------|
| Admin | 1,091,373 | 1,112,027 | 20,654 | 583,834 | 553,610 | (30,224) |
| Public Safety | 4,057,270 | 4,086,974 | 29,704 | 1,843,030 | 2,032,524 | 189,494 |
| Public Works | 1,814,340 | 2,110,212 | 295,872 | 950,582 | 564,572 | (386,009) |
| Parks & Rec | 386,191 | 434,781 | 48,590 | 151,610 | 155,877 | 4,267 |
| Zoning & Codes | 1,004,027 | 754,207 | (249,820) | 373,303 | 312,310 | (60,993) |
| Insurance | 110,800 | 114,414 | 3,614 | 80,589 | 90,970 | 10,381 |
| Debt | 656,856 | 654,230 | (2,626) | 344,138 | 343,861 | (278) |
| Pension | 644,432 | 734,769 | 90,337 | 322,216 | 367,385 | 45,169 |
| Interfund Trans. | - | - | - | - | - | - |
| Total | 9,765,289 | 10,001,614 | 236,325 | 4,649,302 | 4,421,108 | (228,194) |

- Administration Expenses down \$30,224 due to a decrease in part time salaries, smaller capital purchases and a decrease in I.T related costs.
- Public Safety expenses up \$189,494 due to the annual payment to the Fire Company being paid in full in Q-1 of 2020.
- Public Works expenses are down \$386,009 from June of 2019 due to the timing of capital transfers. Of the \$355,434, 52% of the savings can be attributed to the \$200,000 road program transfer that took place in January of 2019 but will take place later in 2020.
- Zoning & Codes is down \$60,993 due to the timing of third-party inspectors' payments as well as a decrease in third party inspector usage
- Insurance is up \$10,391 in comparison to 2019. This is due to the increase insurance rates as well as timing of quarterly payments.
- Pension costs increased \$45,169 due to larger MMO payments in 2020.

Newtown Township – June 2020 Revenue by Source



| | 2019 Budget | 2020 Budget | Variance | 2019 YTD | 2020 YTD | Variance |
|--------------------------------|------------------|-------------------|----------------|------------------|------------------|------------------|
| Fund Balance | 59,831 | 20,000 | (39,831) | - | - | - |
| R/E Tax | 5,450,832 | 5,686,331 | 235,499 | 5,242,933 | 5,446,185 | 203,253 |
| Other Tax | 1,609,900 | 1,681,000 | 71,100 | 644,098 | 681,476 | 37,378 |
| Licenses, Fines & Rents | 457,875 | 489,000 | 31,125 | 166,659 | 157,863 | (8,796) |
| Interest | 40,000 | 75,000 | 35,000 | 43,038 | 22,920 | (20,119) |
| State & Local Grants & Revenue | 430,686 | 451,916 | 21,230 | 4,200 | 27,224 | 23,024 |
| Other Financing Sources | 316,855 | 267,567 | (49,288) | 87,637 | 34,478 | (53,159) |
| Charges for Service | 61,100 | 75,600 | 14,500 | 82,383 | 30,831 | (51,553) |
| Public Safety | 1,338,210 | 1,255,200 | (83,010) | 1,935,592 | 1,035,627 | (899,965) |
| Total | 9,765,289 | 10,001,614 | 236,325 | 8,206,541 | 7,436,603 | (769,937) |

- 75% of 2020 budgeted revenue collected vs. 84% in 2019.
- Real estate taxes saw an increase of \$203,253 in comparison to 2019.
- Overall Other Taxes have increased \$37,378 due to an increase in real estate transfer tax. Local Service Tax is on par with 2019 with an increase of only \$78.00
- License, Fines & Rents are down \$8,796. This is due to the fact that the business license, alarm registrations and rental license went out later in 2020 than 2019. In addition, businesses may have not open since the CVOID-19 pandemic.
- Interest is down \$20,119 due to lower interest rates associated with the CVOID-19 pandemic.
- State & Local grants increased due to the PennDOT snow removal contract coming in during the month of January in 2020. This revenue was not received until later in the year in 2019.
- Other Financing sources decreased \$53,159 due to a large amount of insurance refunds in 2019 that were not received in 2020.
- Charges for service are down \$51,553 due to the timing of the review fee allocation. In 2019, permit review fees were not moved into the public safety category until later in the year in comparison to 2020.
- Public Safety is down \$889,965 due to a decrease in permit related revenues in comparison to 2019.