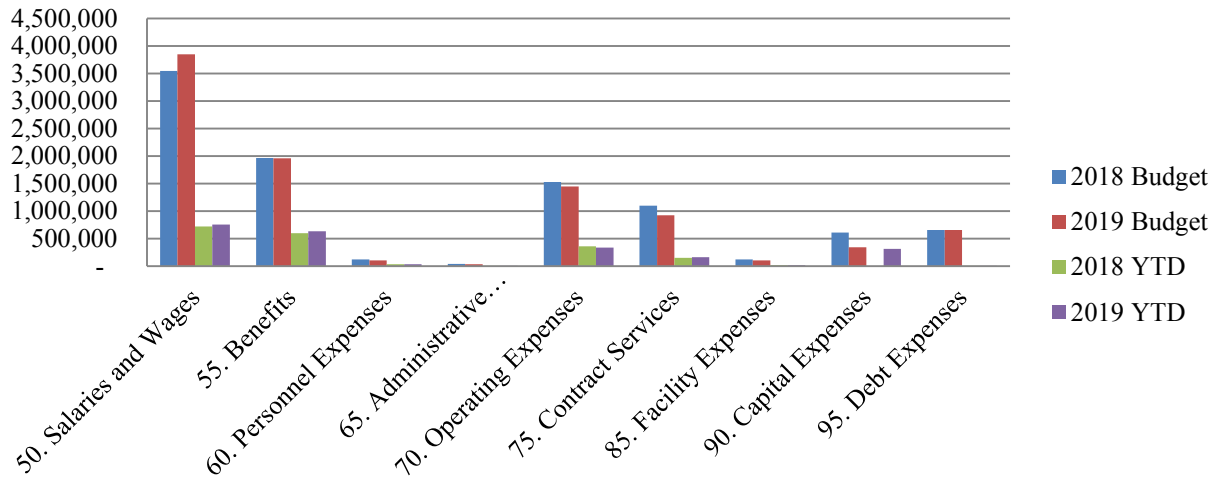


# Newtown Township

## March 2019 Expense by Category Report

### Expense by Category



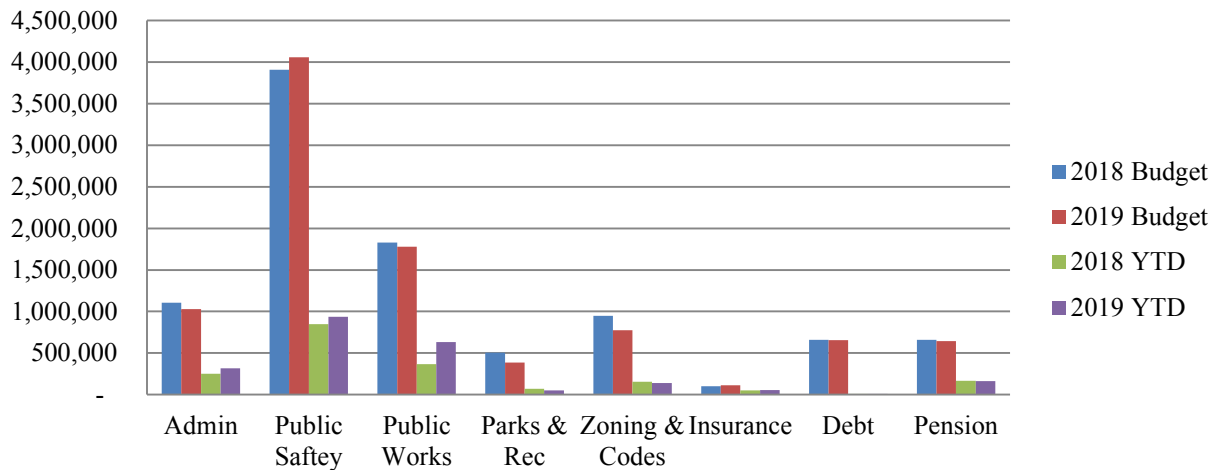
	2018 Budget	2019 Budget	Variance	2018 YTD	2019 YTD	Variance
<b>50. Salaries and Wages</b>	3,545,503	3,849,018	303,515	720,636	758,437	37,801
<b>55. Benefits</b>	1,965,698	1,960,544	(5,154)	603,133	637,361	34,228
<b>60. Personnel Expenses</b>	122,904	107,037	(15,867)	36,637	40,466	3,829
<b>65. Administrative Expenses</b>	42,236	37,853	(4,383)	10,252	10,172	(80)
<b>70. Operating Expenses</b>	1,533,408	1,452,023	(81,385)	360,369	339,258	(21,111)
<b>75. Contract Services</b>	1,102,139	924,350	(177,789)	152,547	168,478	15,931
<b>85. Facility Expenses</b>	122,448	109,200	(13,248)	23,045	19,369	(3,676)
<b>90. Capital Expenses</b>	614,558	343,800	(270,758)	-	317,800	317,800
<b>95. Debt Expenses</b>	658,339	656,856	(1,483)	8,720	7,869	(851)
<b>Total</b>	<b>9,707,233</b>	<b>9,440,681</b>	<b>(266,552)</b>	<b>1,915,341</b>	<b>2,299,210</b>	<b>383,869</b>

- Spending up \$383,869 or 4% of the General Fund budget compared to March of 2018.
- Much of the increase is due to early “transfer to Capital Fund” expenses.
- Salaries & Benefits up \$41,114 due increased employees in 2019
- Contracted services down \$21,111 due to the timing of 3<sup>rd</sup> party inspection billings in comparison to 2018.
- Operating expense increase in comparison to 2018 due to I.T related costs.
- Debt Expenses down \$851 due to a decrease in interest payments for the 2016 Road Program borrowing.

# Newtown Township

## March 2019 Expense by Department Report

### Expense by Department

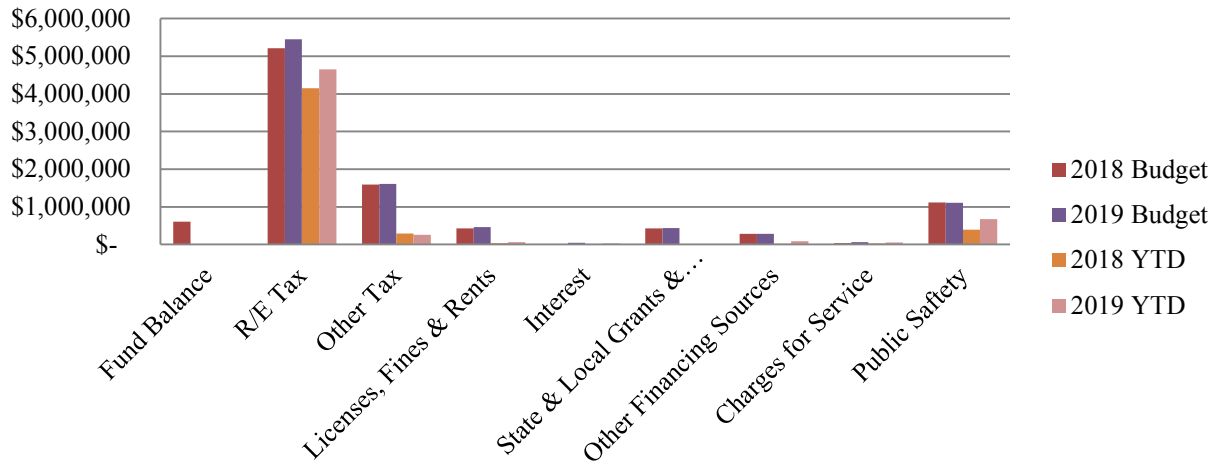


	2018 Budget	2019 Budget	Variance	2018 YTD	2019 YTD	Variance
<b>Admin</b>	1,104,141	1,030,166	(73,975)	252,109	316,115	64,006
<b>Public Safety</b>	3,906,225	4,057,270	151,045	849,061	935,843	86,782
<b>Public Works</b>	1,827,476	1,780,099	(47,377)	366,167	632,727	266,560
<b>Parks &amp; Rec</b>	503,346	386,191	(117,155)	70,027	52,266	(17,761)
<b>Zoning &amp; Codes</b>	947,299	774,867	(172,432)	152,943	139,053	(13,890)
<b>Insurance</b>	100,002	110,800	10,798	51,212	54,229	3,017
<b>Debt</b>	658,339	656,856	(1,483)	8,720	7,869	(851)
<b>Pension</b>	660,405	644,432	(15,973)	165,101	161,108	(3,993)
<b>Total</b>	<b>9,707,233</b>	<b>9,440,681</b>	<b>(266,552)</b>	<b>1,915,341</b>	<b>2,299,210</b>	<b>383,869</b>

- Administration Expenses up \$64,006 due to hire of part time employee, increased IT related expenses transfers to the Capital Fund.
- Public Safety expenses up \$86,782 due to an increase in staff related costs as well as a transfer to capital (\$84,800) in comparison to 2018.
- Public Works expenses are up \$266,560 from March of 2018 due to transfers to capital occurring in March of 2019 and not March of 2018.
- Transfers to Capital account are 89% of increase in Public Works.
- Other than Transfer to Capital , Zoning and Codes costs remained consistent in comparison to 2018
- Debt expense decreased due to a lower interest payment on 2016 Road Program interest.

# Newtown Township March 2019 Revenue by Source

## Revenue by Source



	2018 Budget	2019 Budget	Variance	2018 YTD	2019 YTD	Variance
<b>Fund Balance</b>	603,344	1,000	(602,344)	-	-	-
<b>R/E Tax</b>	5,215,138	5,450,832	235,694	4,149,800	4,648,157	498,357
<b>Other Tax</b>	1,590,000	1,609,900	19,900	289,617	256,397	(33,220)
<b>Licenses, Fines &amp; Rents</b>	428,900	457,875	28,975	35,176	63,565	28,389
<b>Interest</b>	10,000	40,000	30,000	13,705	28,429	14,724
<b>State &amp; Local Grants &amp; Revenue</b>	426,011	430,686	4,675	6,981	4,200	(2,781)
<b>Other Financing Sources</b>	282,713	280,238	(2,475)	18,708	84,681	65,972
<b>Charges for Service</b>	33,400	61,100	27,700	22,823	49,247	26,424
<b>Public Safety</b>	1,117,727	1,109,050	(8,677)	391,636	672,842	281,207
<b>Total</b>	<b>9,707,233</b>	<b>9,440,681</b>	<b>(266,552)</b>	<b>4,928,445</b>	<b>5,807,518</b>	<b>879,073</b>

- 62% of 2019 budgeted revenue collected vs. 51% in 2018.
- \$498,357 increase in collected in Real Estate Tax collection.
- Other Taxes has declined \$33,220 in comparison to 2018 mostly due to slowed real estate transfer tax.
- License, Fines & Rents increase due to better business, alarm registration collections and rental registrations.
- Other Financing Sources increase approximately \$65,972 due to the sale of Township assets in 2019 and insurance refunds.
- Charges for Service remained up \$26,424 primarily due to the reallocation to the permit review fee to this source.
- Public Safety up \$281,207 due to an increase in building, electrical, HVAC and sprinkler permits.