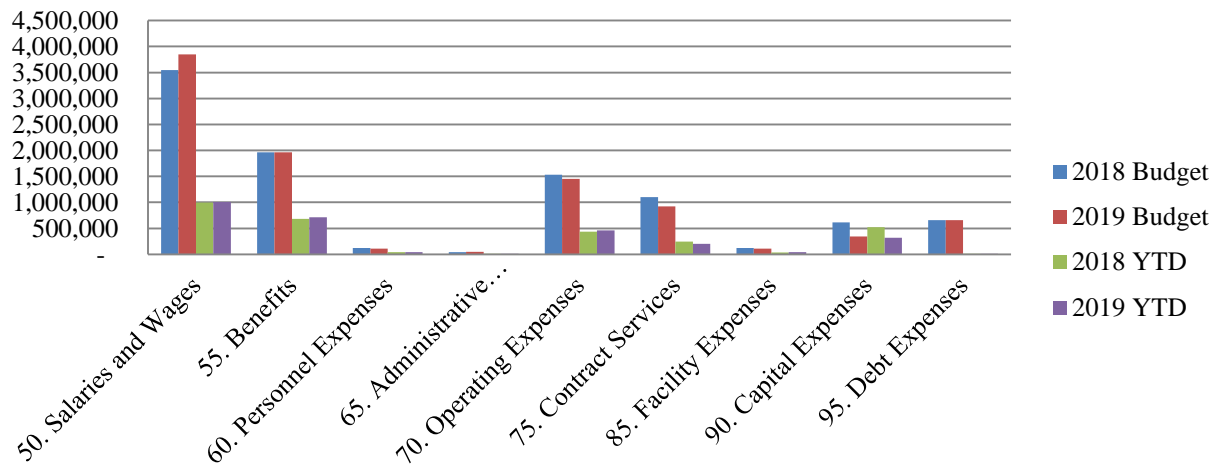


# Newtown Township

## A 2019 Expense by Category Report

### Expense by Category



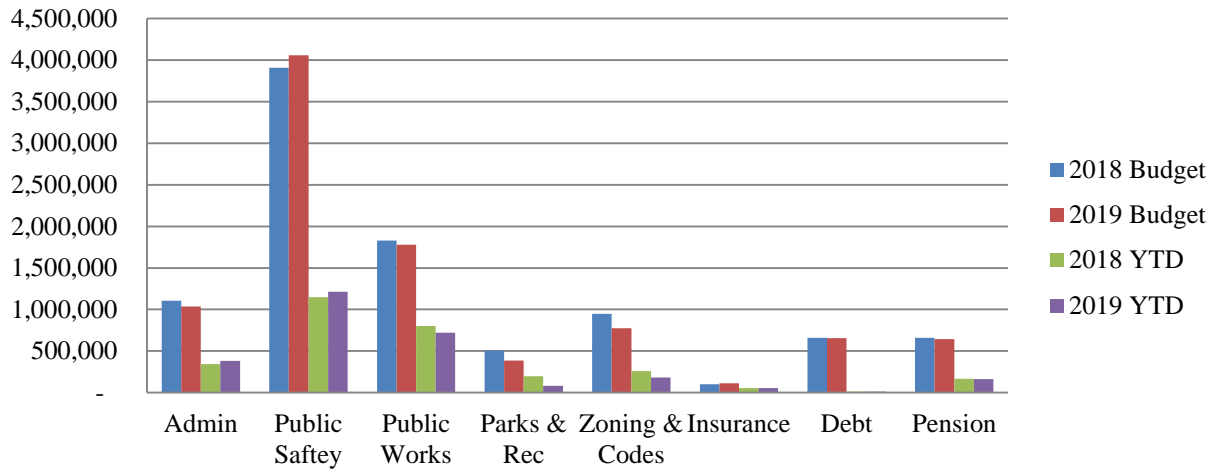
	2018 Budget	2019 Budget	Variance	2018 YTD	2019 YTD	Variance
<b>50. Salaries and Wages</b>	3,545,503	3,849,018	303,515	994,341	1,008,800	14,459
<b>55. Benefits</b>	1,965,698	1,960,544	(5,154)	683,478	711,092	27,614
<b>60. Personnel Expenses</b>	122,904	107,037	(15,867)	42,296	43,408	1,113
<b>65. Administrative Expenses</b>	42,236	45,853	3,617	11,877	10,864	(1,013)
<b>70. Operating Expenses</b>	1,533,408	1,452,023	(81,385)	433,666	458,989	25,323
<b>75. Contract Services</b>	1,102,139	924,350	(177,789)	246,100	204,506	(41,594)
<b>85. Facility Expenses</b>	122,448	109,200	(13,248)	35,802	41,138	5,336
<b>90. Capital Expenses</b>	614,558	343,800	(270,758)	521,790	317,800	(203,990)
<b>95. Debt Expenses</b>	658,339	656,856	(1,483)	11,627	10,492	(1,135)
<b>Total</b>	<b>9,707,233</b>	<b>9,448,681</b>	<b>(258,552)</b>	<b>2,980,976</b>	<b>2,807,090</b>	<b>(173,887)</b>

- Spending down \$173,887 or 2% of the General Fund budget compared to April of 2018.
- Much of the decrease is due to a larger “transfer to Capital Fund” expense in 2018.
- Salaries & Benefits up \$42,073 due increased employees in 2019
- Contracted services down \$41,594 due to the timing of 3<sup>rd</sup> party inspection billings in comparison to 2018.
- Operating expense increase in comparison to 2018 primarily due to I.T related costs.
- Debt Expenses down \$1,135 due to a decrease in interest payments for the 2016 Road Program borrowing.

# Newtown Township

## April 2019 Expense by Department Report

### Expense by Department



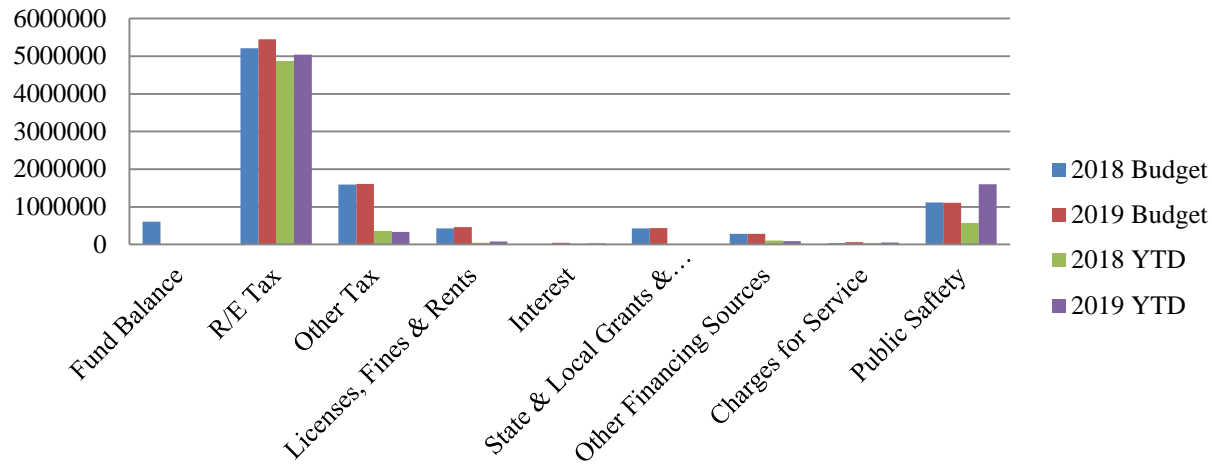
	2018 Budget	2019 Budget	Variance	2018 YTD	2019 YTD	Variance
<b>Admin</b>	1,104,141	1,038,166	(65,975)	342,711	381,375	38,664
<b>Public Safety</b>	3,906,225	4,057,270	151,045	1,148,062	1,214,710	66,648
<b>Public Works</b>	1,827,476	1,780,099	(47,377)	801,538	721,416	(80,122)
<b>Parks &amp; Rec</b>	503,346	386,191	(117,155)	196,775	81,133	(115,642)
<b>Zoning &amp; Codes</b>	947,299	774,867	(172,432)	258,782	182,627	(76,155)
<b>Insurance</b>	100,002	110,800	10,798	56,380	54,229	(2,151)
<b>Debt</b>	658,339	656,856	(1,483)	11,627	10,492	(1,135)
<b>Pension</b>	660,405	644,432	(15,973)	165,101	161,108	(3,993)
<b>Total</b>	9,707,233	9,448,681	(258,552)	2,980,976	2,807,090	(173,887)

- Administration Expenses up \$38,664 due to hire of part time employee, increased IT related expenses transfers to the Capital Fund.
- Public Safety expenses up \$66,648 due to an increase in staff related costs as well as a transfer to capital (\$84,800) in comparison to 2018.
- Public Works expenses are down \$80,122 from April of 2018 due to a larger Transfer to Capital in 2018 vs. 2019.
- Transfers to Capital account are 89% of increase in Public Works.
- Debt expense decreased due to a lower interest payment on 2016 Road Program interest.

# Newtown Township

## April 2019 Revenue by Source

### Revenue by Source



	2018 Budget	2019 Budget	Variance	2018 YTD	2019 YTD	Variance
<b>Fund Balance</b>	603,344	12,490	(590,854)	-	-	-
<b>R/E Tax</b>	5,215,138	5,450,832	235,694	4,871,761	5,043,631	171,870
<b>Other Tax</b>	1,590,000	1,609,900	19,900	358,480	335,647	(22,834)
<b>Licenses, Fines &amp; Rents</b>	428,900	457,875	28,975	40,931	74,804	33,874
<b>Interest</b>	10,000	40,000	30,000	18,283	27,376	9,093
<b>State &amp; Local Grants &amp; Revenue</b>	426,011	430,686	4,675	6,981	4,200	(2,781)
<b>Other Financing Sources</b>	282,713	280,238	(2,475)	107,582	88,657	(18,925)
<b>Charges for Service</b>	33,400	61,100	27,700	34,933	55,172	20,239
<b>Public Safety</b>	1,117,727	1,109,050	(8,677)	572,820	1,598,856	1,026,037
<b>Total</b>	9,707,233	9,452,171	(255,062)	6,011,770	7,228,344	1,216,573

- 76% of 2019 budgeted revenue collected vs. 62% in 2018.
- \$171,870 increase in collected in Real Estate Tax collection.
- Other Taxes has declined \$22,834 in comparison to 2018 mostly due to slowed real estate transfer tax.
- License, Fines & Rents increase due to better business, alarm registration collections and rental registrations.
- Other Financing Sources declined approximately \$19,000 due to a large refund of prior year in 2018 that was not received in 2019.
- Charges for Service up \$20,239 primarily due to the reallocation to the permit review fee to this source.
- Public Safety up \$1,026,037 due to an increase in permits primarily associated with the AmeriHealth building.